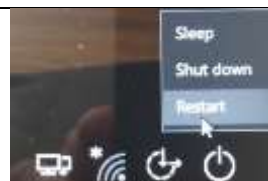


How to log-in to your laptop when you're not at school:

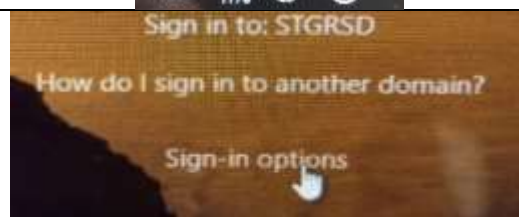
1. Click on the wifi icon in the bottom right corner of your computer. Log-in to your home network. Click box to connect automatically.



2. Restart your computer



3. You may have to restart it a couple of times for "Sign-in options" to appear. When it does select that.

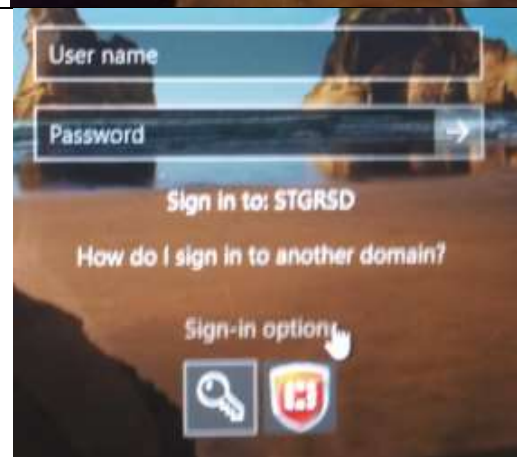


4. Then select the red shield and log in with your school username and password. It may take up to 15 minutes to load the first time.

Woodland Students Only:

Username: wes-student

Password: GoRams2020 (case sensitive)



5. For all future sign-ins, "Sign-in Options" should appear when first turned on. If not, make sure you are connected to your home network, that you've selected 'connect automatically' and then restart the device. It should reappear, click that, then the red shield, and sign-in.

On Tuesday 3/31 and Wednesday 4/1 we've established a hotline for assistance. On these days you may get IT help at the following numbers:

Lorie Tencati – 413-569-5951 ext. 2307

ltencati@stgrsd.org

Chris Parent – 413-569-6171 ext. 1020

cparent@stgrsd.org

Setting up Google Chrome

1. Open the Chrome Browser and type stgrsd.org



2. This notification should appear in the bottom right corner, click it



FortiClient

Please install and enable FortiClient WebFilter extension in "Google Chrome"

FortiClient System Tray Controller

3. You should be prompted to add a chrome extension, click 'Add to Chrome':

Home > Extensions > FortiClient WebFilter



FortiClient WebFilter

Offered by: FortiClient Chrome

★★★★★ 25

Productivity

100,000+ users

Add to Chrome

4. Select 'Add extension' from the pop-up, if asked to 'Turn on sync' do not do it.



Add "FortiClient WebFilter"?

It can:

Read and change all your data on the websites you visit

Read and change your browsing history

Know your email address

Communicate with cooperating native applications

Add extension

Cancel

5. You may be all set, or you may be prompted to enable the extension, click 'Enable this item'



chrome web store

This item has been disabled in Chrome. [Enable this item](#)



Sig

Home > Extensions > FortiClient WebFilter



FortiClient WebFilter

Offered by: FortiClient Chrome

★★★★★ 25

Productivity

100,000+ users

Remove from Chrome

On Tuesday 3/31 and Wednesday 4/1 we've established a hotline for assistance. On these days you may get IT help at the following numbers:

Lorie Tencati – 413-569-5951 ext. 2307

ltencati@stgrsd.org

Chris Parent – 413-569-6171 ext. 1020

cparent@stgrsd.org